

Local Market Update – May 2022

A RESEARCH TOOL PROVIDED BY THE COLUMBUS REALTORS®
BASED ON RESIDENTIAL LISTING DATA ONLY



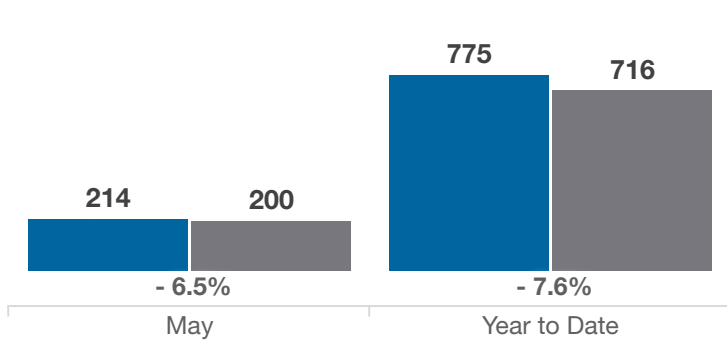
Fairfield County

Key Metrics	May			Year to Date		
	2021	2022	% Change	Thru 5-2021	Thru 5-2022	% Change
Closed Sales	214	200	- 6.5%	775	716	- 7.6%
In Contracts	257	240	- 6.6%	913	878	- 3.8%
Average Sales Price*	\$288,543	\$335,243	+ 16.2%	\$278,466	\$323,860	+ 16.3%
Median Sales Price*	\$283,000	\$312,000	+ 10.2%	\$263,950	\$300,000	+ 13.7%
Average Price Per Square Foot*	\$143.46	\$174.69	+ 21.8%	\$141.96	\$167.51	+ 18.0%
Percent of Original List Price Received*	103.6%	104.0%	+ 0.4%	101.3%	102.7%	+ 1.4%
Percent of Last List Price Received*	103.5%	104.5%	+ 1.0%	101.7%	103.2%	+ 1.5%
Days on Market Until Sale	13	9	- 30.8%	19	15	- 21.1%
New Listings	252	243	- 3.6%	947	941	- 0.6%
Median List Price of New Listings	\$279,900	\$299,900	+ 7.1%	\$265,000	\$309,900	+ 16.9%
Median List Price at Time of Sale	\$270,000	\$299,900	+ 11.1%	\$250,000	\$289,900	+ 16.0%
Inventory of Homes for Sale	119	124	+ 4.2%	—	—	—
Months Supply of Inventory	0.6	0.6	0.0%	—	—	—

* Does not account for sale concessions and/or downpayment assistance. | Percent changes are calculated using rounded figures and can sometimes look extreme due to small sample size.

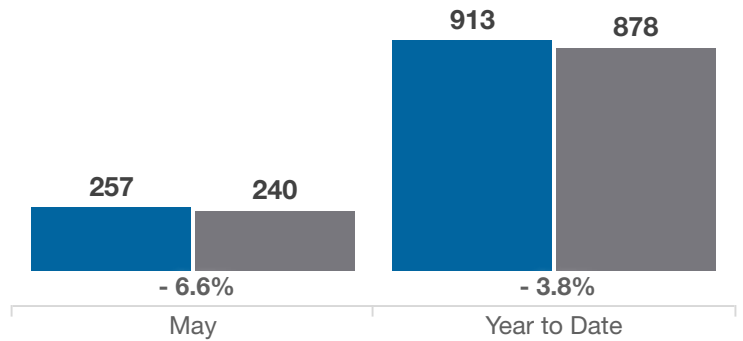
Closed Sales

■ 2021 ■ 2022



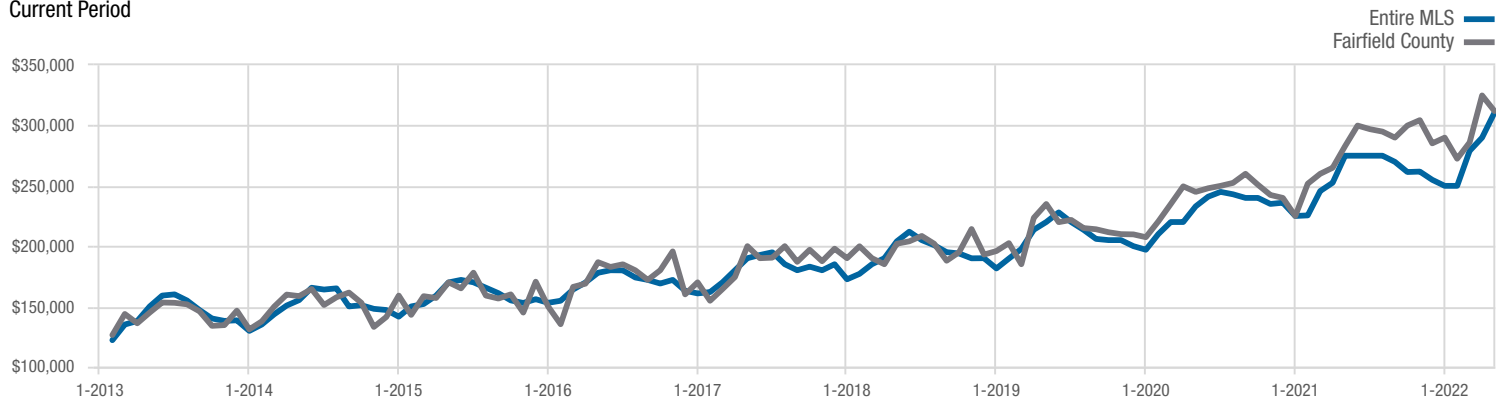
In Contracts

■ 2021 ■ 2022



Median Sales Price

Current Period



Each data point represents the median sales price in a given month.

Local Market Update – May 2022

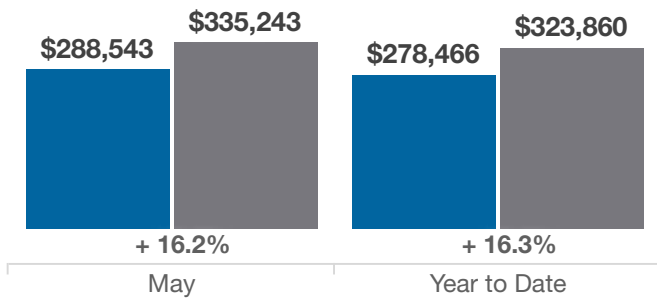
A RESEARCH TOOL PROVIDED BY THE COLUMBUS REALTORS®
BASED ON RESIDENTIAL LISTING DATA ONLY



Fairfield County

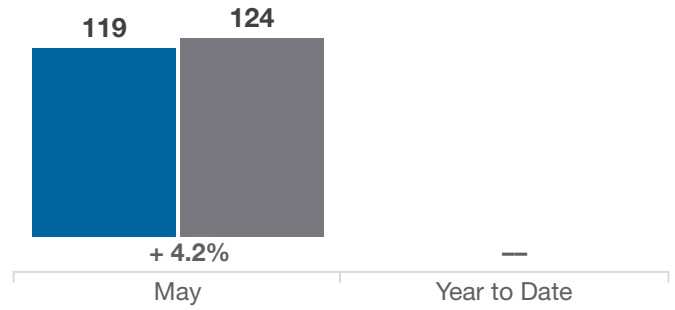
Average Sales Price

■ 2021 ■ 2022



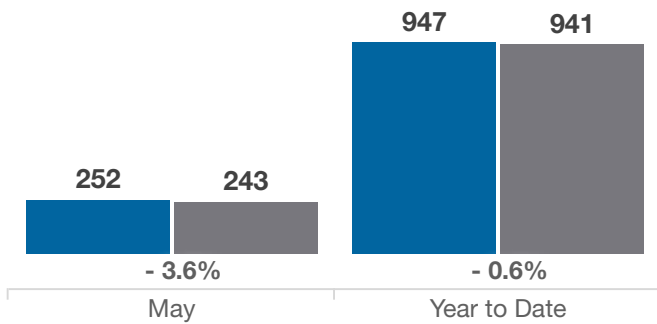
Inventory of Homes for Sale

■ 2021 ■ 2022



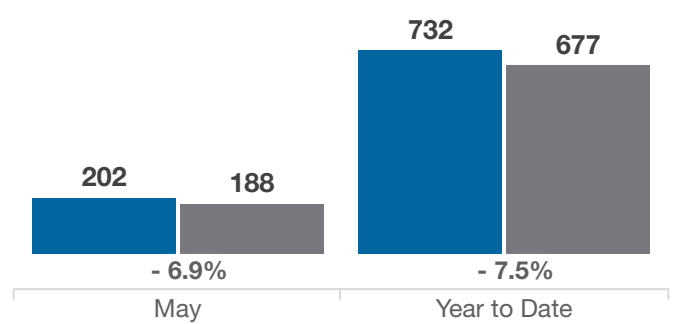
New Listings

■ 2021 ■ 2022



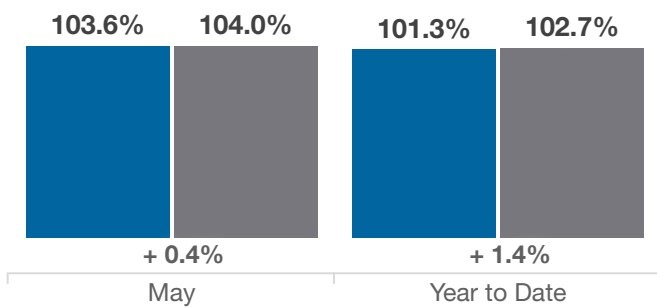
Single Family Sales

■ 2021 ■ 2022



Pct. Of Orig. List Price Received

■ 2021 ■ 2022



Condo Sales

■ 2021 ■ 2022

